

2023

FINGER LAKES LIBRARY SYSTEM

Annual Report to
the Community



Proudly serving our members for 65 years!



2023 YEAR IN REVIEW

When we look back at what the Finger Lakes Library System accomplished in 2023, I would like to highlight a few changes we had during that year.

Funding – While unfortunately in 2023 our State funding was flat (\$99.6M), our county funding either remained flat or grew in our services area. FLLS continues to receive \$50,000 annually from the Friends of the Tompkins County Public Library. In addition, at the end of 2023, the Friends also gifted us another \$45,000 to cover the cost of a new delivery van. We purchased the new van in spring of 2024 thanks to their generous donation. For our member libraries, all referendum votes were successful and easily passed.

Staffing – 2023 saw the retirement of Rex Helwig from the Computer Network Services department. Rex retired on June 30, 2023 after working for FLLS for 28 ½ years. As the head of Computer Network Services, Rex guided FLLS and our member libraries on a variety of computer and library catalog services over the years. From migrating to Polaris, our library catalog, in 2005, to helping our libraries secure new Meraki routers with an ARPA grant during the pandemic, Rex witnessed technology transform our libraries over the decades.

We also had a change of staffing in our business office. Business manager James Stebbins left FLLS in November 2023 and our new business manager, Carlos Pérez, joined our staff in February 2024. Carlos immediately dove into our State Annual Report while learning about library funding.

Member Libraries – While material challenges were few in our system in 2023, we did have a First Amendment audit at one of our larger libraries, as well as a small protest at park near one of our member libraries during a Pride Festival. I attended that festival, along with the Executive Director of South Central Regional Library Council, Mary-Carol Lindbloom, to show support for the library and their community. Our third largest library, Cortland Free Library, saw an increased need for services to the unhoused population, and the Library Director and Board of Trustees helped guide community conversations on the topic after press reporting stirred public comment on the situation.

While our libraries offer traditional libraries services such as books, e-content, and a plethora of programming, they also continue to expand services and outreach services into their communities. From shared outreach to schools, to offering food in library food pantries, cooking classes, community hikes, test proctoring and family game nights, our libraries excel at offering community connections. All of this is possible because of our dedicated boards of trustees, library staff and volunteers, and our devoted library directors.

We hope that our hard work from all of our staff at the Finger Lakes Library System helps you in your important work.

Sarah Glogowski
Executive Director

2023



FINGER LAKES LIBRARY SYSTEM



395

Books provided
to local prisons
through ILL

32,297

New titles
added to
Polaris

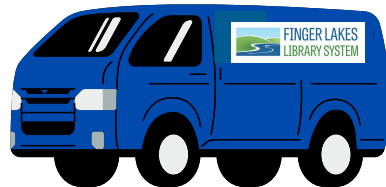


Over
180,261

items sent
and received,
including

4,266

Out-of-System
ILLs!



Tom drives
~**45,000**
miles a year!

\$199,214



Grant funds
provided to
member
libraries

221,135

Checkouts in
OverDrive



SUMMER READING



Our libraries held **1,797** programs
with **36,684** attendees of all ages!
All **33** member libraries participated!

Here's what our members have to say!

"Sarah goes above and beyond to support us"

"Thank you for providing this [bulletin] to keep us up-to-date with the most important news, so we all have the same information in one place."

"I can't imagine how Sarah does all that she does. I'm incredibly grateful for her leadership and support."

"Sarah and her team cover all that we need."

"Awesome support on Annual Report - it was such a breeze this year. Thanks for all you do in answering questions and working to keep us all connected."

"Sarah continues to be an invaluable support for system libraries; we are so lucky to have her and the team at FLLS."

"I think the biggest gain for us and that patrons comment on is the restored out-of-system interlibrary loan. Thank you for restoring it."

"I have felt extremely supported in every area since taking the position of director last year."

"Appreciate all that FLLS does to support our libraries."

"Thank you to FLLS for all that they do."

"I'm quite content with your overall openness; there isn't a question I haven't dared ask (and gotten a response!)"

"Thank you Sarah for all that you and everyone at FLLS does."

"Lansing can not thank everyone at the system enough for their dedication and patience!"

"Sarah does an excellent job fielding questions from member libraries, construction grants and educating libraries on all that is happening at the state level and beyond in libraries."

"Sarah is doing an excellent job keeping us up to date on current topics and issues."

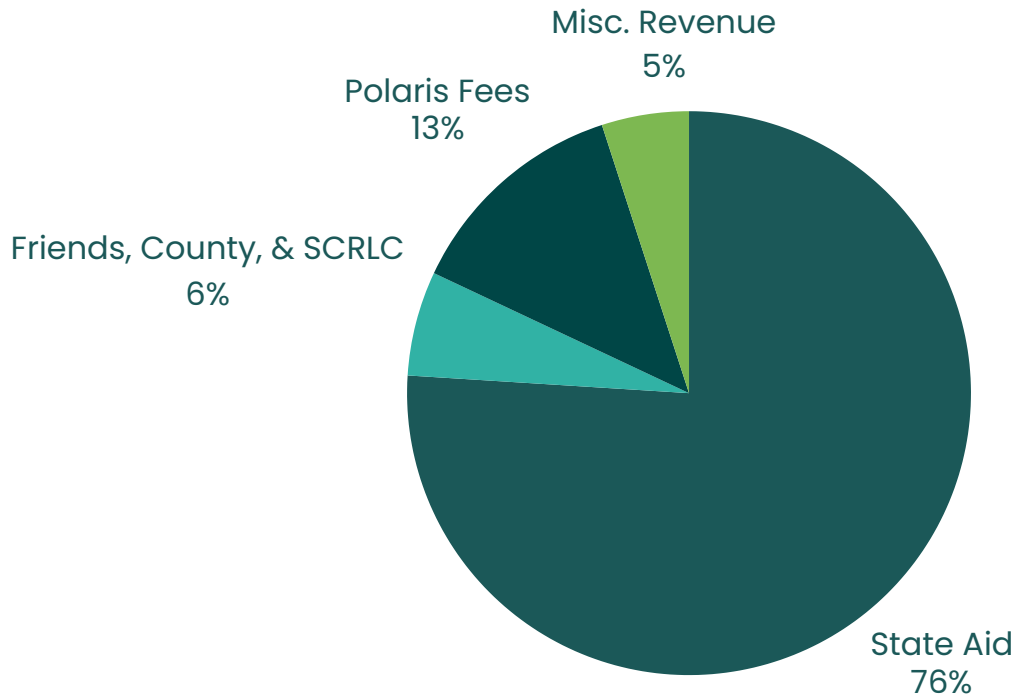
"Y'all are amazing and I love that I know I'm supported in my endeavors!"

"Thank you Jenny!! Grateful for all you do to help us!"

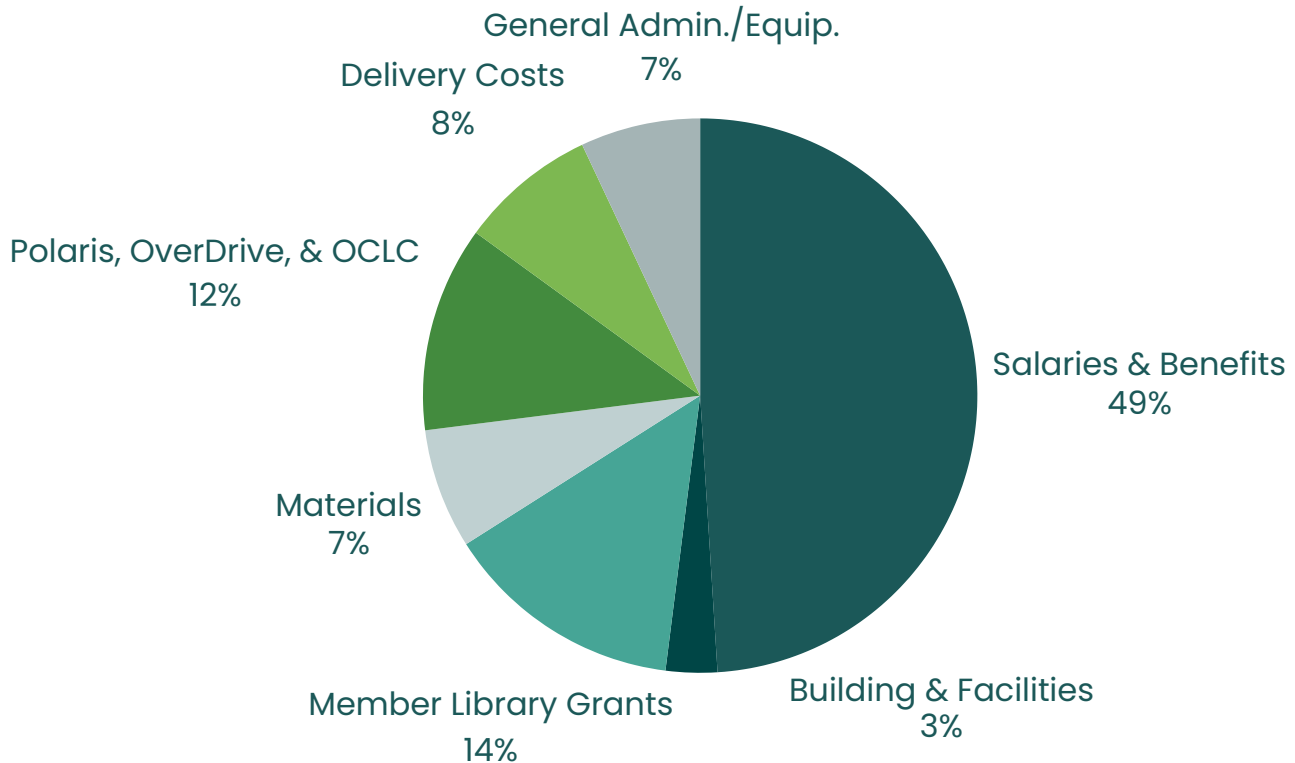
"Often times we don't know how our actions, our small acts of kindness affect people. I have the little note, 'Everything you do is magic. Thank you - Heidi' taped to my computer monitor. That along with the extension is a blessing."

2023 SYSTEM FINANCIALS

RECEIPTS



EXPENDITURES



BALLOT FUNDING

We are happy to report that all 2023 school ballot votes went well and were successful. After not seeking an increase in 9 years, the Candor Free Library went for a \$17,000 increase that overwhelmingly passed with voters. The Cortland Free Library typically stays within the tax cap, but after a successful education campaign to voters, easily passed their 8% increase. Congratulations to all our libraries who went on the ballot in 2023!

Having stable and secure funding is vital for your library's future. FLS is happy to assist libraries with ballot funding help in a variety of ways, including statistical help, infographics creation, social media tips and strategies, and we can attend school board, town or village meetings with library staff and boards. If you are unsure how to go about getting on your local ballot or need help asking for an increase, please contact Sarah Glogowski at sglogowski@flls.org or Heidi Eckerson at heckerson@flls.org.

County	Library	School System	2022	2023	Increase
Cayuga	Auburn-Seymour *	Special Leg. District	924,000	975,000	51,000
Cayuga	Aurora	Southern Cayuga Central	75,000	80,000	5,000
Cayuga	Cato-Lang	Cato-Meridian	N/A	N/A	N/A
Cayuga	Fair Haven	Red Creek	N/A	N/A	N/A
Cayuga	Moravia-Powers	Moravia Central	N/A	94,500	15,000
Cayuga	Poplar Ridge-Hazard	Southern Cayuga Central	51,825	56,825	5,000
Cayuga	Port Byron	Port Byron Central	101,147	N/A	N/A
Cayuga	Union Springs-Springport	Union Springs Central	88,500	92,000	3,500
Cayuga	Weedsport	Weedsport Central	87,186	88,058	872
Cortland	Cortland	Cortland-Spec. Leg. Dist.	416,298	449,602	33,304
Cortland	Homer-Phillips	Homer Central	203,923	208,605	4,682
Cortland	Marathon-Peck	Marathon	N/A	N/A	N/A
Cortland	McGraw-Lamont	McGraw Central	N/A	69,500	10,000
Seneca	Interlaken	South Seneca Central	71,000	80,000	9,000
Seneca	Lodi	South Seneca Central	71,000	80,000	9,000
Seneca	Ovid-Ford	South Seneca Central	73,000	84,000	11,000
Seneca	Ovid-Ford	Romulus	27,000	29,000	2,000
Seneca	Seneca Falls	Seneca Falls Central	337,000	352,000	15,000
Seneca	Waterloo	Waterloo Central	276,838	296,730	19,892
Tioga	Apalachin	Owego Apalachin Central	157,444	162,444	5,000
Tioga	Candor	Candor Central	N/A	35,000	17,000
Tioga	Newark Valley-Tappan	Newark Valley Central	50,000	N/A	N/A
Tioga	Nichols-Cady	Tioga Central	N/A	N/A	N/A
Tioga	Owego-Coburn	Owego Apalachin Central	120,000	N/A	N/A
Tioga	Spencer	Spencer Van Etten	N/A	N/A	N/A
Tompkins	Dryden-Southworth	Dryden Central	50,000	N/A	N/A
Tompkins	Groton *	Groton Central	213,835	219,886	6,051
Tompkins	Lansing *	Lansing Central	234,989	255,989	21,000
Tompkins	Newfield	Newfield	N/A	N/A	N/A
Tompkins	Trumansburg-Ulysses	T'Burg Central	122,196	127,773	5,577

* **Vote is separate from school vote.**

2023 OVERDRIVE STATISTICS

2023 DATABASE USAGE



TOTAL CHECKOUTS

221,135*

*Home and Visitor Users



HERITAGEQUEST
Unique Searches

25,418



TITLES IN COLLECTION

30,853*

*ebooks and audiobooks



JOBNOW
Coaching Sessions

630

NEW USERS

4015

UNIQUE USERS

13,085



MANGO LANGUAGES
Learning Sessions

3055

TOP TITLES

Fourth Wing by Rebecca Yarros

Demon Copperhead by Barbara Kingsolver

The Covenant of Water by Abraham Verghese



TUMBLEBOOKS
Titles Viewed

1735





SUMMER READING 2023

Member Libraries Participating

Your library is the perfect summer destination. All FLLS libraries joined in.

33

6964

Youth Registered

Children and teens signed up to be part of the library's summer fun.

Adults Registered

Libraries offer adult and multi-generational programming for their communities.

1360

1797

Summer Events*

*All ages. In-person or live-streamed.

From author visits to storytime, libraries have something for everyone.

Program Attendance*

*All ages. In-person or live-streamed.

Libraries were the place to be and welcomed patrons of all ages.

36,684

COMPUTER NETWORK SERVICES 2023 STATISTICS

The CNS Department began 2023 with **14** open problem tickets. There were an additional **465** new tickets during the year, which included **59** requests for supplies.

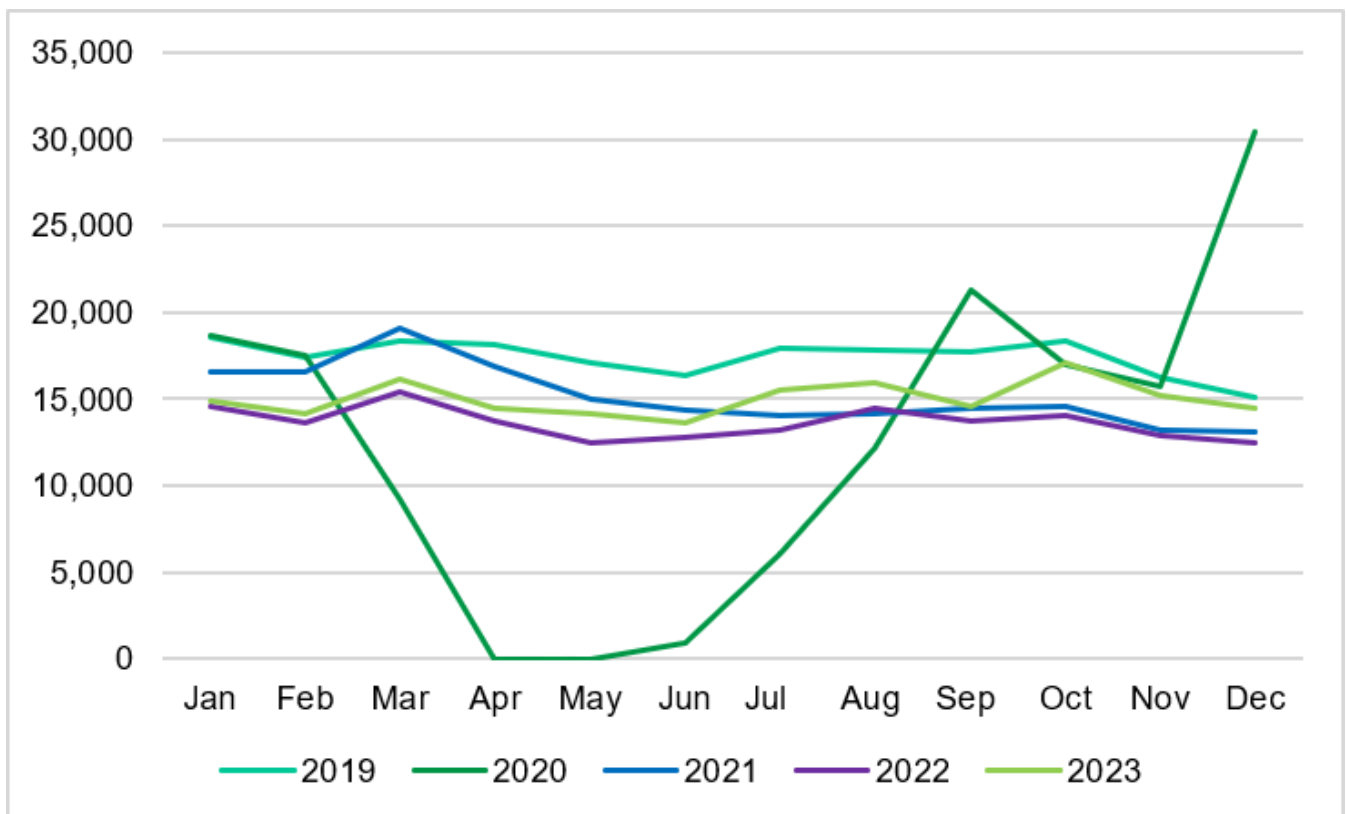


By December 31, **444** tickets were closed for a closure rate of **96%**!



In 2023, **23** libraries took advantage of the Computer Bulk Buy, ordering a total of **63** Dell computers, **5** Chromeboxes, and **2** Chromebooks.

FLLS INTERLIBRARY LOAN VOLUME JANUARY 2019–DECEMBER 2023



2023 MEMBER LIBRARY INTERLIBRARY LOAN ACTIVITY

<i>Alphabetical Order</i>		
Library	Borrowed	Loaned
Apalachin	4,544	3,744
Auburn	13,523	16,056
Aurora	2,982	2,531
Berkshire	2,870	1,018
Candor	3,601	2,945
Cato	1,750	4,044
Cincinnatus	1,967	3,319
Cortland	9,278	15,252
Dryden	10,530	7,345
Fair Haven	885	3,609
Groton	3,237	5,784
Homer	6,027	5,509
Interlaken	1,788	1,777
Ithaca	36,255	32,062
Lansing	11,736	4,609
Lodi	1,777	2,586
Marathon	2,122	2,583
McGraw	1,751	2,684
Moravia	3,067	3,291
Newark Valley	2,323	2,416
Newfield	4,144	4,342
Nichols	1,228	1,694
Ovid	2,466	3,170
Owego	4,491	5,333
Poplar Ridge	1,887	2,373
Port Byron	1,998	4,752
Seneca Falls	7,204	4,868
Spencer	2,077	3,183
Trumansburg	13,665	5,876
Union Springs	3,728	3,431
Waterloo	3,367	3,942
Waverly	3,536	4,754
Weedsport	3,456	2,680
Other ¹	5,001	6,699
TOTAL	180,261	180,261

<i>Rank Order</i>			
Library	Borrowed	Library	Loaned
Ithaca	36255	Ithaca	32,062
Trumansburg	13665	Auburn	16,056
Auburn	13523	Cortland	15,252
Lansing	11736	Dryden	7,345
Dryden	10530	Trumansburg	5,876
Cortland	9278	Groton	5,784
Seneca Falls	7204	Homer	5,509
Homer	6027	Owego	5,333
Apalachin	4544	Seneca Falls	4,868
Owego	4491	Waverly	4,754
Newfield	4144	Port Byron	4,752
Union Springs	3728	Lansing	4,609
Candor	3601	Newfield	4,342
Waverly	3536	Cato	4,044
Weedsport	3456	Waterloo	3,942
Waterloo	3367	Apalachin	3,744
Groton	3237	Fair Haven	3,609
Moravia	3067	Union Springs	3,431
Aurora	2982	Cincinnatus	3,319
Berkshire	2870	Moravia	3,291
Ovid	2466	Spencer	3,183
Newark Valley	2323	Ovid	3,170
Marathon	2122	Candor	2,945
Spencer	2077	Mcgraw	2,684
Port Byron	1998	Weedsport	2,680
Cincinnatus	1967	Lodi	2,586
Poplar Ridge	1887	Marathon	2,583
Interlaken	1788	Aurora	2,531
Lodi	1777	Newark Valley	2,416
Mcgraw	1751	Poplar Ridge	2,373
Cato	1750	Interlaken	1,777
Nichols	1228	Nichols	1,694
Fair Haven	885	Berkshire	1,018

¹ ACF, CCF, FPCF, Alternatives Library, FLLS & OCLC

2023 MEMBER LIBRARY STATISTICS

Library	Population	Total Holdings	Per Capita Holdings	Circulation 2022	Circulation 2023	2022 vs 2023 +/-	Per Capita Circulation	Avg Wkly Hrs of Operation
Apalachin	2,632	52,567	19.97	25,469	28,042	2,573	10.65	35
Auburn	33,261	102,636	3.09	127,859	134,217	6,358	4.04	56
Aurora	1,655	46,287	27.97	14,707	15,665	958	9.47	20
Berkshire	2,523	44,391	17.59	8,876	8,771	-105	3.48	25
Candor	786	58,786	74.79	11,916	13,188	1,272	16.78	27
Cato	4,587	49,010	10.68	11,650	9,344	-2,306	2.04	25
Cincinnatus	902	56,530	62.67	8,104	11,490	3,386	12.74	26
Cortland	28,390	110,497	3.89	103,005	105,942	2,937	3.73	55.5
Dryden	1,887	77,646	41.15	75,072	87,673	12,601	46.46	44
Fair Haven	760	49,901	65.66	5,785	6,257	472	8.23	21
Groton	5,784	60,140	10.40	24,263	23,998	-265	4.15	42
Homer	12,003	60,244	5.02	37,104	36,194	-910	3.02	37
Interlaken	595	45,095	75.79	7,129	8,942	1,813	15.03	27
Ithaca	105,740	216,506	2.05	613,988	768,796	154,808	7.27	60
Lansing	7,882	57,332	7.27	61,773	63,333	1,560	8.04	44
Lodi	1,482	46,252	31.21	10,188	10,975	787	7.41	28
Marathon	892	49,245	55.21	9,015	10,840	1,825	12.15	32
McGraw	972	51,137	52.61	6,883	8,385	1,502	8.63	22
Moravia	1,224	51,559	42.12	16,891	18,225	1,334	14.89	29
Newark Valley	928	49,460	53.30	12,074	10,893	-1,181	11.74	25
Newfield	725	53,458	73.74	21,623	24,185	2,562	33.36	37
Nichols	2,347	49,931	21.27	5,672	4,889	-783	2.08	22.5
Ovid	7,706	51,952	6.74	12,750	14,293	1,543	1.85	43
Owego	3,654	71,306	19.51	29,065	30,844	1,779	8.44	31
Poplar Ridge	4,582	44,812	9.78	9,656	8,355	-1,301	1.82	26
Port Byron	2,114	54,721	25.89	16,699	16,512	-187	7.81	33
Seneca Falls	9,699	69,760	7.19	44,372	50,457	6,085	5.20	58.31
Spencer	2,968	58,676	19.77	10,254	9,814	-440	3.31	29
Trumansburg	4,890	60,282	12.33	63,668	70,559	6,891	14.43	43
Union Springs	2,227	46,829	21.03	18,842	18,020	-822	8.09	28
Waterloo	4,810	64,116	13.33	22,045	20,472	-1,573	4.26	41
Waverly	4,373	65,059	14.88	21,295	26,120	4,825	5.97	33
Weedsport	4,314	50,064	11.61	16,239	15,919	-320	3.69	48

Information is from the 2023 Annual Reports as submitted to Finger Lakes Library System.
Central Library Collection Housed at TCPL: 11,889

2023 MEMBER LIBRARY OPERATING RECEIPTS

Library	Chartered to Serve Area	Population	County	Town	City or Village	School & Tax District	All Other*	Total
Apalachin	CDP	2,632	\$8,612	\$1,500	\$0	\$162,444	\$60,490	\$233,046
Auburn	Special District	33,261	\$3,500	\$378,782	\$545,219	\$0	\$111,480	\$1,038,981
Aurora	Town	1,655	\$3,500	\$0	\$5,000	\$80,000	\$143,848	\$232,348
Berkshire	2 Towns	2,523	\$8,612	\$17,400	\$0	\$0	\$39,635	\$65,647
Candor	Village	786	\$8,612	\$6,000	\$0	\$35,000	\$22,236	\$71,848
Cato	2 Towns	4,587	\$0	\$0	\$0	\$75,000	\$36,509	\$111,509
Cincinnatus	Town	902	\$0	\$0	\$0	\$0	\$245,906	\$245,906
Cortland	City & 2 Towns	28,390	\$0	\$0	\$0	\$432,950	\$140,141	\$573,091
Dryden	Village	1,887	\$38,655	\$15,500	\$10,000	\$50,000	\$121,249	\$235,404
Fair Haven	Village	760	\$3,500	\$0	\$0	\$45,000	\$5,035	\$53,535
Groton	School District	5,784	\$37,702	\$0	\$0	\$217,224	\$25,398	\$280,324
Homer	School District	12,003	\$0	\$0	\$0	\$208,605	\$42,380	\$250,985
Interlaken	Village	595	\$25,000	\$2,500	\$2,000	\$80,000	\$37,513	\$147,013
Ithaca	County	105,740	\$4,048,954	\$15,000	\$20,189	\$0	\$628,566	\$4,712,709
Lansing	School District	7,882	\$38,655	\$490,978	\$0	\$0	\$66,017	\$595,650
Lodi	Town	1,482	\$25,000	\$4,000	\$0	\$71,000	\$42,966	\$142,966
Marathon	Village	892	\$0	\$0	\$0	\$82,000	\$17,689	\$99,689
McGraw	Village	972	\$194	\$5,000	\$0	\$59,500	\$17,073	\$81,767
Moravia	Village	1,224	\$3,500	\$4,500	\$3,000	\$79,500	\$29,609	\$120,109
Newark Valley	Village	928	\$8,612	\$0	\$0	\$50,000	\$98,837	\$157,449
Newfield	Village	725	\$38,655	\$25,000	\$0	\$76,000	\$78,032	\$217,687
Nichols	Town	2,347	\$0	\$47,612	\$0	\$0	\$6,523	\$54,135
Ovid	3 Towns	7,706	\$25,000	\$16,000	\$1,000	\$111,000	\$169,454	\$322,454
Owego	Village	3,654	\$8,612	\$1,503	\$0	\$120,000	\$42,190	\$172,305
Poplar Ridge	3 Towns	4,582	\$0	\$0	\$0	\$0	\$43,685	\$43,685
Port Byron	Town	2,114	\$3,500	\$0	\$0	\$101,147	\$16,106	\$120,753
Seneca Falls	School District	9,699	\$25,000	\$0	\$0	\$344,500	\$498,429	\$867,929
Spencer	Town	2,968	\$8,612	\$10,000	\$4,500	\$16,900	\$20,350	\$60,362
Trumansburg	Town	4,890	\$38,655	\$12,500	\$5,000	\$127,773	\$105,965	\$289,893
Union Springs	Town	2,227	\$3,500	\$2,000	\$2,500	\$92,000	\$20,230	\$120,230
Waterloo	Village	4,810	\$25,000	\$17,500	\$0	\$276,839	\$31,590	\$350,929
Waverly	Village	4,373	\$8,612	\$0	\$4,000	\$25,000	\$22,232	\$59,844
Weedsport	Town	4,314	\$3,500	\$21,137	\$17,289	\$88,058	\$81,380	\$211,364

Information is from the 2023 Annual Reports as submitted to Finger Lakes Library System.

*Other includes: State and System Aid, Endowments, library fees, etc.

2023 MEMBER LIBRARY EXPENDITURES

Library	Population	Salaries & Benefits	Materials	Other	Total Operating	Per Capita
Apalachin	2,632	\$103,117	\$17,267	\$54,664	\$175,048	\$66.51
Auburn	33,261	\$897,437	\$73,428	\$340,248	\$1,311,113	\$39.42
Aurora	1,655	\$73,898	\$12,805	\$182,619	\$269,322	\$162.73
Berkshire	2,523	\$32,577	\$6,434	\$21,807	\$60,818	\$24.11
Candor	786	\$40,517	\$7,610	\$24,161	\$72,288	\$91.97
Cato	4,587	\$43,881	\$11,080	\$36,430	\$91,391	\$19.92
Cincinnatus	902	\$95,060	\$11,022	\$139,824	\$245,906	\$272.62
Cortland	28,390	\$376,147	\$69,789	\$164,602	\$610,538	\$21.51
Dryden	1,887	\$150,331	\$12,968	\$65,081	\$228,380	\$121.03
Fair Haven	760	\$17,699	\$12,130	\$14,209	\$44,038	\$57.94
Groton	5,784	\$214,483	\$35,266	\$82,255	\$332,004	\$57.40
Homer	12,003	\$156,953	\$31,826	\$86,100	\$274,879	\$22.90
Interlaken	595	\$81,601	\$7,394	\$43,522	\$132,517	\$222.72
Ithaca	105,740	\$3,248,214	\$315,396	\$746,058	\$4,309,668	\$40.76
Lansing	7,882	\$204,826	\$28,009	\$82,075	\$314,910	\$39.95
Lodi	1,482	\$66,214	\$12,958	\$75,302	\$154,474	\$104.23
Marathon	892	\$54,160	\$7,420	\$32,098	\$93,678	\$105.02
McGraw	972	\$62,661	\$7,554	\$20,203	\$90,418	\$93.02
Moravia	1,224	\$70,220	\$14,299	\$33,022	\$117,541	\$96.03
Newark Valley	928	\$32,796	\$5,679	\$19,750	\$58,225	\$62.74
Newfield	725	\$110,507	\$12,111	\$94,746	\$217,364	\$299.81
Nichols	2,347	\$26,448	\$5,000	\$17,885	\$49,333	\$21.02
Ovid	7,706	\$221,809	\$6,548	\$99,539	\$327,896	\$42.55
Owego	3,654	\$108,436	\$10,232	\$55,487	\$174,155	\$47.66
Poplar Ridge	4,582	\$43,658	\$18,809	\$68,274	\$130,741	\$28.53
Port Byron	2,114	\$64,958	\$12,606	\$35,438	\$113,002	\$53.45
Seneca Falls	9,699	\$364,561	\$40,466	\$218,713	\$623,740	\$64.31
Spencer	2,968	\$31,313	\$4,600	\$20,087	\$56,000	\$18.87
Trumansburg	4,890	\$263,267	\$30,133	\$193,959	\$487,359	\$99.66
Union Springs	2,227	\$44,921	\$23,495	\$37,199	\$105,615	\$47.42
Waterloo	4,810	\$200,629	\$27,670	\$116,791	\$345,090	\$71.74
Waverly	4,373	\$83,640	\$27,850	\$44,332	\$155,822	\$35.63
Weedsport	4,314	\$92,122	\$8,921	\$63,783	\$164,826	\$38.21

Information is from the 2023 Annual Reports as submitted to Finger Lakes Library System.